




Know your voucher



US\$20 TSH-0001

Tick




(A) (B)

Amalima Asset Voucher

Date : 10/08/2016 Beneficiary Name : Donald Sibanda

ID No. : 08-748792 W 73 Items Bought : 5kg Millet Seed,
5kg Groundnuts Seeds, Magoye Ripper Tyne, Dosing Medicine

Signed : _____



US\$20

Amalima Asset Voucher

Date : 10/08/2016 Beneficiary Name : Donald Sibanda

ID No. : 08-748792 W 73 Items Bought : 5kg Millet Seed,
5kg Groundnuts, Magoye Ripper Tyne, Dosing Medicine

Signed : _____

Redeeming the voucher.

- Make sure all sections have been filled in.
- Check the ID number written on the voucher against the ID presented. These must be same.
- **Dispense goods on the Amalima approved list to the ID holder only.**
- Take note of all the items purchased.

Tick

(A) (B)

- Write the name of your enterprise and your signature next to the name.
- Tick either **(A)** or **(B)** depending on the enterprise. Tick **(A)** if you are an Agro-dealer and **(B)** if trading in an input fair.

5kg millet seeds, one set

Signed : _____

Check security features.

- Watch out for fake vouchers.
- The Amalima signatory's signature is printed on the voucher.
- The vouchers also have a silver foil seal (as shown in the image below the signature).
- Check the vouchers presented against the poster.
- **If still unsure, verify with Amalima coordinators. In the Tsholotsho area**

